

# SPEC SHEET

## GLAMPERVAN MUV

### RAM PROMASTER 136 HIGH ROOF

This document summarizes the construction, function, and details of all the components available in a Glampervan MUV camper build.. Any individual MUV we build may have more or less of these options. Each MUV may have a van color and accent fabric color different than the ones shown. Specific make/model of 3rd-party components may change with time due to limited availability and changes at the manufacturer.

#### OVERVIEW

- Two passenger camper van:
  - Base camper:
    - Crafted wood interior and cabinets
    - Robust electrical and lighting system
    - Sound and thermally insulated. Robust electrical system, rarely needs attention
    - Running water for sink portable cassette toilet
    - Bed platform ample storage, murphy bed to free cargo space
  - Options include:
    - Added windows
    - Blackout window covers and curtains
    - Swivel seats
    - Outdoor shower
    - Cabinets
    - Accessories
- Exterior Length 18 ft 0 in. ~19 ft with bull bar & rear running boards. Height w/ rack: 9 ft 3 in; w/o rack 8 ft 9 in. Width 8 ft 2"

#### EXTERIOR



INTERIOR





## PROMASTER VAN COLOR OPTIONS

NOTE: Most Promasters bought off a dealer's lot are white.  
Non-white vans are generally available only through Glampervan's stock or through factory direct order.



## GLAMPERVAN FABRIC OPTIONS

### GREY FABRIC + GRANITE CRYSTAL METALLIC VAN



### ECHO SANGRIA FABRIC + GRANITE CRYSTAL METALLIC VAN



### CAPRI FABRIC + GLOSS BLACK VAN



## BEDROOM, GARAGE, PANELING

### Base Camper:

#### INSULATION & PANELING

- Sound: Butyl rubber sound deadening mat throughout floor, ceiling, walls & doors.
- Insulation:
  - Walls, ceiling & doors: 3M Thinsulate on all walls and ceilings
  - Floors: ½" polyiso rigid board + ½" plywood
- Finish:
  - Ceiling: aluminum held in place with five rows of L-track-- which doubles as a rack to hold clothes and gear
  - Floor: grey vinyl coin flooring
  - Walls and cabinets: maple multi-ply plywood
  - Fabric accents: bed headboard, ceiling trim, bed mattress. Sunbrella or similar outdoor, washable upholstery fabric

#### BED PLATFORM

- Mattress: near queen-size--59" wide by 76" long (6' 4"). Mattress is a comfortable 6" thick, including 1.5" of memory foam on top. The Promaster design allows you to sleep sideways. The panels under the bed have holes to allow the mattress to breathe to minimize moisture buildup.
- Bed platform is 34.5" high fabric/foam panels at both ends of the bed for headboards.
- The bed panels flip up into a Murphy Bed to open up as a cargo van: 36" wide x 6'2" tall x 10' long.
- The Garage under the bed has multiple cabinet spaces for 50-90 cu ft of storage depending on placement of under-bed cabinets. Main garage area 34.5" wide x 34" high x 59" deep if no underbed cabinets. D-rings on rails enable securing of gear.

### QUEEN BED, SLEEP SIDEWAYS



### GARAGE STORAGE



### MURPHY BED UP, MAX CARGO



### ALUMINUM CEILING, L-TRACK, IN/OUT HANDLES, FAN





## BEDROOM, GARAGE, PANELING

### Options:

#### UNDER-BED CABINETS

- Large movable/removable cabinets on slider rails give modular flexibility to how you use your van.
- Interior: 31"x24"x14" - 6 cu ft
- One or two cabinet options: both identical. Typically one on top rail and one on bottom rail facing forward, but can face either direction and be both on either rail if desired or removed entirely for cargo flexibility
- Comes with a portable cassette toilet and collapsible crates for organizing storage.

#### ABOVE-BED CABINET (not shown)

- Two cabinet areas with doors: interior 2 x 25" wide x 13" deep x 11.5" high
- Travel-lock marine latches
- Dimmable lighting for reading in bed
- Similar design to High Kitchen Cabinet

#### ABOVE-BED BOOKSHELF (not shown)

- Shelf with bungee cord front: interior space: 2 x 25" wide x 6.5" deep x 11.5" high


#### EXTRA READING LIGHTS

- Two touch-controlled reading lights on the driver's side of the bed, matching the two lights on the passenger side of the bed.
- Reading lights have three modes: off, blue, white all set by single touch of the light

#### UNDER-BED CABINETS



#### READING LIGHTS



## KITCHEN & PLUMBING

### Base Camper:

#### MAIN KITCHEN CABINET

- *Always-on* high pressure water pump for sink and outside shower
  - PEX piping for strength and freeze resistance
- Dometic stow-away sink
- Dometic 55L *always-on* refrigerator
  - Ice maker, Bluetooth settings
- Kitchen cabinet with two drawers and two-below counter cabinets
  - Popup shelf for stove
  - Laminate countertop
  - Stainless steel backsplash, magnet friendly
  - Bracket for Lagun table
- 110v outlet, 15 amp, standard household breaker
- 12v & USB outlet

#### TOILET

- Camco portable toilet is provided and stows away into under-bed cabinets. Detachable cassette used to empty manually. Great for #1. It's more adventurous for #2.

#### If Shower Option Not Chosen:

#### BASIC WATER SYSTEM (not shown)

- Fresh and grey water in 2x six-gallon water containers, filled and emptied by removing from the cabinet.

KITCHEN



PORTABLE CASSETTE TOILET





## KITCHEN & PLUMBING

### Options:

#### HIGH KITCHEN CABINET

- Two cabinet doors
- Under-sink drawer
- Under-fridge drawer
- Travel-lock marine latches
- Dimmable lighting for countertop
- Paper towel holder
- Stowaway makeup mirror

#### SHOWER & LARGE FRESH WATER TANK

- 20 gallon fresh water tank. Fill from slider door
- Seat height cabinet for in/out seating
- Bracket for Lagun table
- Floor light for van entry & seeing water level
- 6 gallon grey water tank, emptied with outside valve
- Electric 2.6 gallon water heater, 12v, for sink and shower
- Outside shower accessible via driver's side rear door

#### FREEZE RESISTANT PACKAGE

- Focused at freeze resistance for prolonged trips substantially below freezing
- Pipe insulation
- Electric heat tape throughout


HIGH KITCHEN CABINET



HIGH KITCHEN CABINET



EXTERNAL SHOWER, REAR DOOR



ISLAND CABINET, 20 GAL FRESH WATER TANK



## DINING

### Base Camper:

#### DINING ROOM, LAGUN TABLE, SWIVEL SEATS

- Swivel seats for both the driver and the passenger side allows two adults to eat or hang out in the cab.
  - Note: the aftermarket swivels raise the seats 1.5". Which can be lowered again with a different seat pedestal
- Lagun Table: works as a kitchen counter, or in the cab as a dining room table or a work table.
  - If you have the island cabinet that holds the 20 gallon fresh water tank (see *Shower* option) you can also put the Lagun table on that cabinet for use by the bed and outside the slider door.
- Textured wood dining room step to fix the awkward soft Promaster van floor/down step in the cab area

### Options:

#### FACTORY SWIVEL SEATS

- If your van has factory swivel seats, you can save substantial costs for the dining room area and your seats aren't raised 1.5" higher like the aftermarket swivels

#### EXTRA LAGUN TABLE

- The base Lagun table is moveable to any place there is a Lagun bracket. We offer an extra table for placement on the Island cabinet (see *Shower* option) for use by bed and out the slider door.

LAGUN TABLE MOUNTED TO KITCHEN CABINET



DINING ROOM STEP



LAGUN TABLE MOUNTED TO ISLAND CABINET





## ELECTRICAL

### Base Camper:

#### INTERIOR LIGHTING, OUTLETS, FANS

- Interior lighting is meticulously designed, 12v efficient lights.
- Dimmers on lights avoid “too bright” when coming in from a dark evening.
- Lights: 4x house lights, 2x bed reading lights, cab light, under cabinet lights depending on options chosen.
- Two Maxxair fans
- 4x USB+12v DC outlet pairs: near sink, on each side of bed (happy partners) and replaced cab outlets (run off camper battery).
- 2x 110v outlets: rear door and under drivers seat (for kitchen), 15 amp/1800 watt, standard household breaker
- 300+ ft of marine grade wiring

#### AUXILIARY ELECTRIC SYSTEM

- Our electrical system “just works”, perfect for any off-the-grid adventure in the city or in the mountains
- 2x 100AH Lithium Batteries (Battle Born) for 200AH capacity
  - 3rd battery is an option
- Victron battery bluetooth monitor for state-of-charge and time-remaining readouts--user friendly.
- 2x 110v outlets via 2000 watt inverter/charger
- Charge modes:
  - #1: driving: alternator via 60 amp regulator to ensure proper charging
  - #2: solar via 30 amp MPPT solar regulator (if solar option is chosen)
  - #3: idling your engine: always available for short charging stints (30 mins) if not driving or no solar for several days.
  - #4: shore power: plug into any RV park or household outlet to be powered indefinitely.


#### EXTRA LITHIUM BATTERY

- 3rd battery for extra heavy electrical use (heavy 110v AC use). 300AH total.

### LIGHTS!



### AUXILIARY ELECTRIC SYSTEM



### 2 OR 3 LITHIUM BATTERIES



### SHORE POWER



### BATTERY MONITOR, BLUETOOTH



## ELECTRICAL

### Options:

#### SOLAR

##### • STAFF PICK

- 340 watt single panel mono-crystalline
- Victron 100/30 MPPT controller
- Can be mounted with or without our rack

RACK MOUNTED SOLAR



SOLAR MONITOR BLUETOOTH



ROOF, NO RACK, MOUNTED SOLAR





## WINDOWS

### Options:

#### VENTED SLIDER DOOR WINDOW

- Window great for outside views.  
Vent great to assist fan ventilation in keeping you cool.

#### REAR DOOR WINDOWS

- Fixed glass windows

#### GALLEY WINDOW


- **STAFF PICK**
- 12" x 36" vented window.
- Perfect size to look out, while maintaining privacy and not letting too much of the outside in before coffee.



GALLEY WINDOW, VENTED



SLIDER DOOR WINDOW, VENTED



REAR DOOR WINDOW, FIXED



## WINDOW COVERS & CURTAINS

### Options:

#### WINDOW COVERS

##### • STAFF PICK

- Custom designed for Glampervan. Fitted insulated window covers, attach with magnets, pleated for rigidity and folding/stowing.
- Complete blackout for privacy and eliminating light when sleeping
- Insulated for sound and thermal protection
- Double sided: dark grey, light grey
- 3x for windshield and cab side windows
- 2x for rear windows
- 1x for slider window
- 1x for galley window


#### CAB-TO-CABIN CURTAIN

- Full blackout curtain for quick privacy day or night
- Triple zippered for access to cab
- Eliminates “looks like a camper” when outside looking in at cab.

WINDOW COVERS



WINDOW COVERS



CAB-TO-CABIN CURTAIN





## WINDOW COVERS & CURTAINS

### Options:

#### SLIDER DOOR BUG SCREEN

- Double zipper for deployment
- Magnetic seam for quick human/pet in and out

#### REAR DOORS PRIVACY & BUG SCREEN

- Double zipper for deployment
- 4 modes:
  - Blackout on bed, bottom blackout
  - Bug screen on bed, bottom blackout
  - Open air on bed, bottom blackout
  - Open top to bottom (rolled up)

#### SLIDER DOOR BUG SCREEN



#### REAR DOORS PRIVACY & BUG SCREEN



## ACCESSORIES

### Options

#### SPACE HEATER

##### • STAFF PICK

- 7,000 Btuh Webasto AT2000 STC gasoline space heater.
- Fan, fuel pump powered by camper electrical system
- Heat powered by Promaster gasoline tank, tends to "sip" gas, about 1 gallon for every 24 hrs of use.
- Regardless of your local climate, this heater changes from the winter hesitations to "let's just go!"

#### UPGRADED AUDIO

- If music is important to you, you probably need this. It's day and night vs factory radio.
- Pioneer DMH-W4660NEX head unit
  - Fully integrated with Promaster van electronics via a Maestro data interface
  - You can play this for hours and hours off of camper batteries. Never getting you stuck by with a dead van starter battery.
  - Wireless Apple CarPlay and Android Auto for navigation, texting, phone calls, etc.
- Fosgate Rockford R2-750X5
  - 5-channel amplifier - 100 watts RMS x 4 + 350 watts RMS x 1 at 2 ohms
- Alpine 6x9 speakers: located in upper portion of rear doors. Mounting is such that allows for moving rear doors to direct outdoor music to and away from areas/neighbors of your choice.
- Alpine 6.5 speakers replace factory door speakers
- Pioneer 10 in Subwoofer

PIONEER DMH-W4660NEX HEAD UNIT




REAR SPEAKER PLACEMENT



SPACE HEATER, UNDER PASSENGER SEAT



SPACE HEATERS, PREPPING PRIOR TO INSTALL





## ACCESSORIES

### Options:

#### ROOF RACK, DECK, LADDER

- Vantech H2 commercial aluminum rack with ladder. Black powdercoat is our default color.
- Deck added: ½" marine multi-ply plywood with waterproof + non-slip grit coating.
- Our solar panel is mounted on the front portion of the deck.
- Open deck space for (sitting, sleeping, gear) is 80 in long by 63 in wide after the solar panel is mounted.

#### AWNING

##### • STAFF PICK

- Fiamma 45S 300 (with roof rack) or 80S 300 (no roof rack).
- Manual deployment. Approx 10 ft x 10 ft when deployed. Can be anchored with brackets on side of van or with stakes driven into the ground.

#### PORCH LIGHTS

- 4x 20w LED lights on dimmer--oriented down in order to minimize light pollution for your camping neighbors. 2x on passenger side, 1x in rear, 1x on drivers side.
- Great for night parking (bright), setting up camp (bright) and (dim) when ready to chill.
- Security: can be left on all night to indicate the van is occupied and can be cycled on and off (manually) to encourage nearby people or beasts to move along.

#### ROOF RACK, DECK & LADDER



#### AWNING



#### PORCH LIGHTS



## ACCESSORIES

### Options:

#### OFF-ROAD LIGHTS

- Front: 120w LED light bar, When switched on, the lights toggle with the high-beam switch of your Promaster.
- Rear: 2x 20w LED lights. When switched on, the lights toggle on when your Promaster is put in Reverse.
- Note: technically, the use of these is illegal on paved public roads.

#### RUNNING BOARDS

- Available for:
  - Driver's side cab door.
  - Passenger side cab door and slider door.
  - Rear doors. Rear running boards are useful to gain access to our roof rack/ladder and may get in the way of parking/sonar parking sensor/hitch if no rack.

#### SUSPENSION: SUMO SPRINGS

- **STAFF PICK**
- Heavy duty "bump stops" to stabilize rear suspension for both weight added by our build and the extra gear you add when traveling.

OFF-ROAD LIGHTS, FRONT



OFF-ROAD LIGHTS, REAR



RUNNING BOARDS



SUMO SPRINGS





## ACCESSORIES

### Options:

#### ALL TERRAIN TIRES & WHEELS

- Tires: B.F. Goodrich T/A K02 all terrain tires
- Wheels: Black Rhino Havasu wheels (or equivalent), aluminum, matte black

#### BULL BAR

- Steelcraft front bumper guard. Looks great, protects the bumper especially parallel parking.

TIRES & WHEELS



BULL BAR



## **Glampervan LLC**

A Limited Liability Company registered in the State of California  
Founded in 2015

We manufacture our campers at:

1960 Mandela Parkway, Bay 7  
Oakland, CA 94607

Our administrative offices are located at:

1743 Hayes Street  
San Francisco, CA 94117